



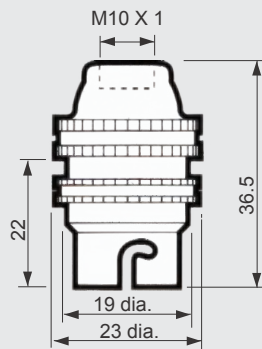
# GPL Lamp Holders

Quality is the virtue of design



ESTABLISHED  
SINCE 1976

## B 15 BRASS SHEET LAMPHOLDERS



**GP-015:** B-15 Brass Lampholder, 10mm or 1/2" entry thread, with shade ring and earth tag.

**GP-015P:** B-15 Brass Lampholder, 10mm or 1/2" entry thread, without shade ring and with earth tag.

**GP-015BT:** B-15 Brass Batten Lampholder with shade ring and earth tag.

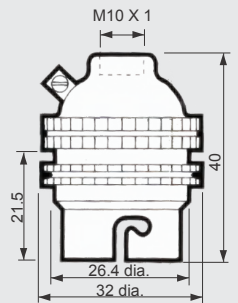
**GP-014:** B-15 Brass Lampholder, 10mm or 1/2" entry thread, with shade ring and without earth tag.

**GP-014P:** B-15 Brass Lampholder, 10mm or 1/2" entry thread, without shade ring and earth tag.

**GP-014BT:** B-15 Brass Batten Lampholder with shade ring and without earth tag.

Insert options - Nylon & Ceramic

## B 22 BRASS SHEET LAMPHOLDERS



**GP-018B:** B-22 Brass Lampholder, 10mm or 1/2" entry thread, with shade ring and earth tag.

**GP-018BP:** B-22 Brass Lampholder, 10mm or 1/2" entry thread, without shade ring and with earth tag.

**GP-018BT:** B-22 Brass Batten Lampholder with shade ring and earth tag.

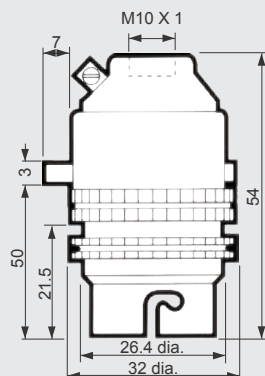
**GP-016B:** B-22 Brass Lampholder, 10mm or 1/2" entry thread, with shade ring and without earth tag.

**GP-016BP:** B-22 Brass Lampholder, 10mm or 1/2" entry thread, without shade ring and earth tag.

**GP-016BT:** B-22 Brass Batten Lampholder with shade ring and without earth tag.

Insert options - Bakelite & Ceramic

## B 22 PUSHBAR BRASS SHEET LAMPHOLDERS



### Features:

Brass Pushbar Lampholders; manufactured from heavy gauge brass (in 5 parts) Body, Union Ring, Shade Ring, Barrel and incorporating a Phenolic heat resistant insert as standard, designed to give a long lasting working life.

### B22 BRASS PUSHBAR LAMPHOLDERS

**GP-091:** B-22, Brass Pushbar Lampholder 10mm or 1/2" entry thread

Finishes available : White nickel, black nickel, gun metal & chrome

## B 22 CANDLE ALUMINIUM SHEET LAMPHOLDERS



**GP-04B:** B-22 Candle Lampholder, 10mm entry thread with earth tag.

**GP-05B:** B-22 Candle Lampholder, 10mm entry thread without earth tag.

Insert options - Bakelite & Ceramic

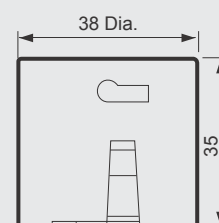


## B 22 CERAMIC LAMPHOLDERS



**GP010 :-** Ceramic Lampholder with 2 internal holes for mounting screw, Current Rating – 2A, 250V.

**GP-010BT :-** Ceramic Lampholder with 2 moulded external lugs for screw mounting, Current Rating – 2A, 250V.



## E 26 BRASS SHEET LAMPHOLDERS

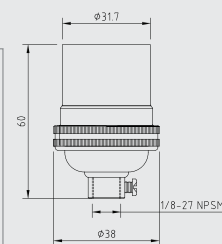


**GPE-2610:-** Keyless, Medium Base Lampholder, Current Rating - 660W, 250V.

**GPE-2611:-** Pull Chain Switch, Medium Base Lampholder, Current Rating - 660W, 250V.

**GPE-2612:-** 2-Way Rotary Switch, Medium Base Lampholder, Current Rating - 250W, 250V.

**GPE-2613:-** 3-Way Rotary Switch, Medium Base Lampholder, Current Rating - 250W, 250V.



## E 26 BRASS CASTED LAMPHODERS



**GPE-2600:-** Keyless, Medium Base Lampholder,  
Current Rating - 660W, 250V.

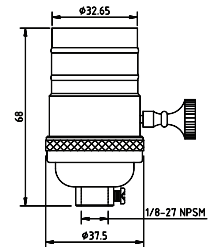
**GPE-2601:-** Pull Chain Switch, Medium Base Lampholder,  
Current Rating - 660W, 250V.

**GPE-2602:-** 2-Way Rotary Switch, Medium Base Lampholder,  
Current Rating - 250W, 250V.

**GPE-2603:-** 3-Way Rotary Switch, Medium Base Lampholder,  
Current Rating - 250W, 250V.

Finishes available:- Brass polished  
& lacquered, Nickel plated

Options: 2 way / 3 way / pull switch  
/ without switch versions.



## E 26 BRASS CASTED LAMPHOLDERS WITH UNO THREAD

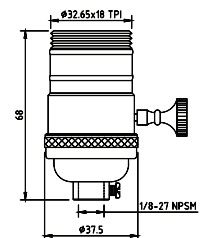


**GPE-2600:-** Keyless Medium Base Lamholder With Short UNO thread,  
Current Rating - 660W, 250V.

**GPE-2601:-** Pull Chain Switch, Medium Base Lampholder with  
Small UNO thread, Current Rating - 660W, 250V.

**GPE-2602:-** 2-Way Rotary Switch, Medium Base Lampholder  
with Small UNO thread, Current Rating - 250W, 250V.

**GPE-2603:-** 3-Way Rotary Switch, Medium Base Lampholder  
with Small UNO thread, Current Rating - 250W, 250V.



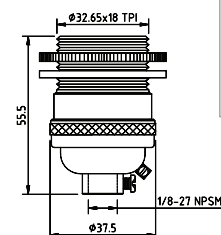
## E 26 BRASS CASTED LAMPHOLDERS WITH WITH SHADE RING



**GPE-2600:-** Keyless, Medium Base Lampholder with Large UNO  
thread & Shade Ring, Current Rating - 660W, 250V.

**GPE-2602:-** 2-Way Rotary Switch, Medium Base Lampholder  
with Large UNO thread & Shade Ring,  
Current Rating - 250W, 250V.

**GPE-2603:-** 3-Way Rotary Switch, Medium Base Lampholder  
with Large UNO thread & Shade Ring,  
Current Rating - 250W, 250V.



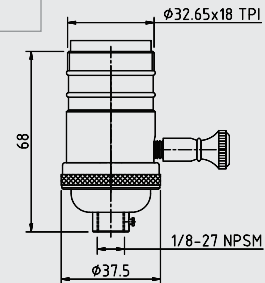
## E 26 BRASS CASTED INCANDESCENT LAMPHOLDERS



### GPE-2604

Dimmer type, Medium Base Lampholder,  
Current Rating – 150W, 120V.

Dimmer type, Medium Base Lampholder with Small UNO thread,  
Current Rating – 150W, 120V.



## E 27 BRASS SHEET LAMPHOLDERS



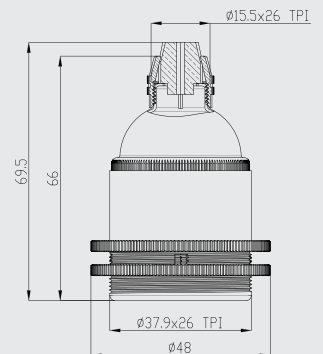


### GP027/E-B

Plain Barrel with Cord grip, Current Rating – 2A, 250V (T180°)

Plain Barrel with Lock Nut, Current Rating – 2A, 250V (T180°)

Threaded Barrel with Cord grip, Current Rating – 2A, 250V (T180°)

Threaded Barrel with Lock Nut, Current Rating – 2A, 250V (T180°)

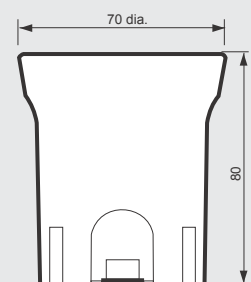


## E 40 CERAMIC LAMPHOLDERS



**GP040** :- Ceramic Lampholder without bracket,  
Current Rating – 16A, 750V.

**GP041** :- Ceramic Lampholder with bracket,  
Current Rating – 16A, 750V.





20A, NSEZ, NOIDA ( U.P ) - 201 305 INDIA

Tel: +91-120-4720201-04, 2562921

Fax: +91-120-2562106

E-mail: [mktg@goldenpeacock.com](mailto:mktg@goldenpeacock.com),  
[mktg@gplexports.com](mailto:mktg@gplexports.com)

Web: [www.goldenpeacock.com](http://www.goldenpeacock.com)



Lighting & Lampholders

